钢制管法兰盖HG/T20601-2009(BL)

STEEL PIPE FLANGE COVER

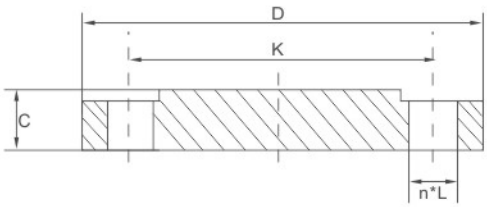

PN2.5 钢制管法兰盖

(mm)

公称尺寸 Diameter	连接尺寸 Diameter of contact face					法兰厚度 Thickness
DN	法兰外径D Outside Diameter	中心圆直径K Central bolt diameter	螺栓孔直径L Bolt hole diameter L	螺栓孔数量n Bolt hole number n	螺栓Th Bolt Th	C
10	75	50	11	4	M10	12
15	80	55	11	4	M10	12
20	90	65	11	4	M10	14
25	100	75	11	4	M10	14
32	120	90	14	4	M12	14
40	130	100	14	4	M12	14
50	140	110	14	4	M12	14
65	160	130	14	4	M12	14
80	190	150	18	4	M16	16
100	210	170	18	4	M16	16
125	240	200	18	8	M16	18
150	265	225	18	8	M16	18
200	320	280	18	8	M16	20
250	375	335	18	12	M16	22
300	440	395	22	12	M20	22
350	490	445	22	12	M20	22
400	540	495	22	16	M20	22
450	595	550	22	16	M20	24
500	645	600	22	20	M20	24
600	755	705	26	20	M24	30
700	860	810	26	24	M24	40
800	975	920	30	24	M27	44
900	1075	1020	30	24	M27	48
1000	1175	1120	30	28	M27	52
1200	1375	1320	30	32	M27	44
1400	1575	1520	30	36	M27	48
1600	1790	1730	30	40	M27	51
1800	1990	1930	30	44	M27	54
2000	2190	2130	30	48	M27	58

CHDSFL 中国 · 鼎升法兰

钢制管法兰盖HG/T20601-2009(BL)

STEEL PIPE FLANGE COVER

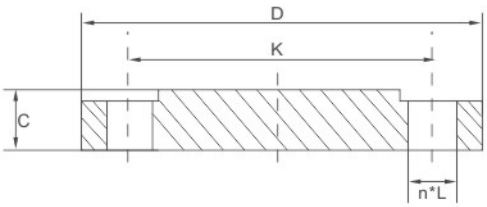

PN6 钢制管法兰盖

(mm)

公称尺寸 Diameter	连接尺寸 Diameter of contact face					法兰厚度 Thickness
DN	法兰外径D Outside Diameter	中心圆直径K Central bolt diameter	螺栓孔直径L Bolt hole diameter L	螺栓孔数量n Bolt hole number n	螺栓Th Bolt Th	C
10	75	50	11	4	M10	12
15	80	55	11	4	M10	12
20	90	65	11	4	M10	14
25	100	75	11	4	M10	14
32	120	90	14	4	M12	14
40	130	100	14	4	M12	14
50	140	110	14	4	M12	14
65	160	130	14	4	M12	14
80	190	150	18	4	M16	16
100	210	170	18	4	M16	16
125	240	200	18	8	M16	18
150	265	225	18	8	M16	18
200	320	280	18	8	M16	20
250	375	335	18	12	M16	22
300	440	395	22	12	M20	22
350	490	445	22	12	M20	22
400	540	495	22	16	M20	22
450	595	550	22	16	M20	24
500	645	600	22	20	M20	24
600	755	705	26	20	M24	30
700	860	810	26	24	M24	40
800	975	920	30	24	M27	44
900	1075	1020	30	24	M27	48
1000	1175	1120	30	28	M27	52
1200	1405	1340	33	32	M30	60
1400	1630	1560	36	36	M33	68
1600	1830	1760	36	40	M33	76
1800	2045	1970	39	44	M36X3	84
2000	2265	2180	42	48	M39X3	92

CHDSFL
中国·鼎升法兰

钢制管法兰盖HG/T20601-2009(BL)

STEEL PIPE FLANGE COVER

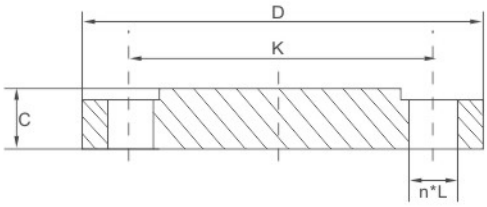

PN10 钢制管法兰盖

(mm)

公称尺寸 Diameter	连接尺寸 Diameter of contact face					法兰厚度 Thickness
DN	法兰外径D Outside Diameter	中心圆直径K Central bolt diameter	螺栓孔直径L Bolt hole diameter L	螺栓孔数量n Bolt hole number n	螺栓Th Bolt Th	C
10	90	60	14	4	M12	16
15	95	65	14	4	M12	16
20	105	75	14	4	M12	18
25	115	85	14	4	M12	18
32	140	100	18	4	M16	18
40	150	110	18	4	M16	18
50	165	125	18	4	M16	18
65	185	145	18	8	M16	18
80	200	160	18	8	M16	20
100	220	180	18	8	M16	20
125	250	210	18	8	M16	22
150	285	240	22	8	M20	22
200	340	295	22	8	M20	24
250	395	350	22	12	M20	26
300	445	400	22	12	M20	26
350	505	460	22	16	M20	26
400	565	515	26	16	M24	26
450	615	565	26	20	M24	28
500	670	620	26	20	M24	28
600	780	725	30	20	M27	34
700	895	840	30	24	M27	38
800	1015	950	33	24	M30	42
900	1115	1050	33	28	M30	46
1000	1230	1160	36	28	M33	52
1200	1455	1380	39	32	M36X3	60

CHDSFL 中国 · 鼎升法兰

钢制管法兰盖HG/T20601-2009(BL)

STEEL PIPE FLANGE COVER

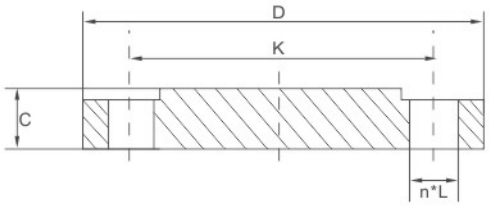

PN16钢制管法兰盖

(mm)

公称尺寸 Diameter	连接尺寸 Diameter of contact face					法兰厚度 Thickness
DN	法兰外径D Outside Diameter	中心圆直径K Central bolt diameter	螺栓孔直径L Bolt hole diameter L	螺栓孔数量n Bolt hole number n	螺栓Th Bolt Th	C
10	90	60	14	4	M12	16
15	95	65	14	4	M12	16
20	105	75	14	4	M12	18
25	115	85	14	4	M12	18
32	140	100	18	4	M16	18
40	150	110	18	4	M16	18
50	165	125	18	4	M16	18
65	185	145	18	8	M16	18
80	200	160	18	8	M16	20
100	220	180	18	8	M16	20
125	250	210	18	8	M16	22
150	285	240	22	8	M20	22
200	340	295	22	12	M20	24
250	405	355	26	12	M24	26
300	460	410	26	12	M24	28
350	520	470	26	16	M24	30
400	580	525	30	16	M27	32
450	640	585	30	20	M27	40
500	715	650	33	20	M30	44
600	840	770	36	20	M33	54
700	910	840	36	24	M33	48
800	1025	950	39	24	M36X3	52
900	1125	1050	39	28	M36X3	58
1000	1255	1170	42	28	M39X3	64
1200	1485	1390	48	32	M45X3	76

CHDSFL
中国·鼎升法兰

钢制管法兰盖HG/T20601-2009(BL)

STEEL PIPE FLANGE COVER

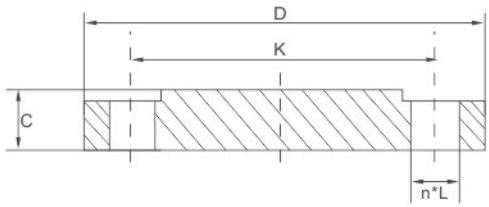

PN25钢制管法兰盖

(mm)

公称尺寸 Diameter	连接尺寸 Diameter of contact face					法兰厚度 Thickness
DN	法兰外径D Outside Diameter	中心圆直径K Central bolt diameter	螺栓孔直径L Bolt hole diameter L	螺栓孔数量n Bolt hole number n	螺栓Th Bolt Th	C
10	90	60	14	4	M12	16
15	95	65	14	4	M12	16
20	105	75	14	4	M12	18
25	115	85	14	4	M12	18
32	140	100	18	4	M16	18
40	150	110	18	4	M16	18
50	165	125	18	4	M16	20
65	185	145	18	8	M16	22
80	200	160	18	8	M16	24
100	235	190	22	8	M20	24
125	270	220	26	8	M24	26
150	300	250	26	8	M24	28
200	360	310	26	12	M24	30
250	425	370	30	12	M27	32
300	485	430	30	16	M27	34
350	555	490	33	16	M30	38
400	620	550	36	16	M33	40
450	670	600	36	20	M33	46
500	730	660	36	20	M33	48
600	845	770	39	20	M36X3	58

CHDSFL 中国 鼎升法兰

钢制管法兰盖HG/T20601-2009(BL)

STEEL PIPE FLANGE COVER

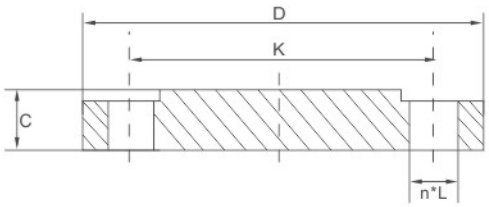

PN40 钢制管法兰盖

(mm)

公称尺寸 Diameter	连接尺寸 Diameter of contact face					法兰厚度 Thickness
DN	法兰外径D Outside Diameter	中心圆直径K Central bolt diameter	螺栓孔直径L Bolt hole diameter L	螺栓孔数量n Bolt hole number n	螺栓Th Bolt Th	C
10	90	60	14	4	M12	16
15	95	65	14	4	M12	16
20	105	75	14	4	M12	18
25	115	85	14	4	M12	18
32	140	100	18	4	M16	18
40	150	110	18	4	M16	18
50	165	125	18	4	M16	20
65	185	145	18	8	M16	22
80	200	160	18	8	M16	24
100	235	190	22	8	M20	24
125	270	220	26	8	M24	26
150	300	250	26	8	M24	28
200	375	320	30	12	M27	36
250	450	385	33	12	M30	38
300	515	450	33	16	M30	42
350	580	510	36	16	M33	46
400	660	585	39	16	M36X3	50
450	685	610	39	20	M36X3	57
500	755	670	42	20	M39X3	57
600	890	795	48	20	M45X3	72

CHDSFL
中国·鼎升法兰

钢制管法兰盖HG/T20601-2009(BL)

STEEL PIPE FLANGE COVER

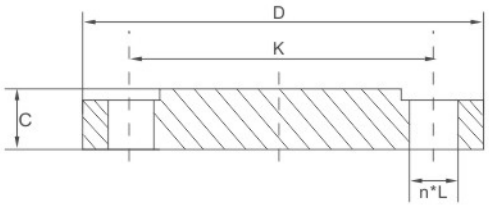

PN63 钢制管法兰盖

(mm)

公称尺寸 Diameter	连接尺寸 Diameter of contact face					法兰厚度 Thickness
DN	法兰外径D Outside Diameter	中心圆直径K Central bolt diameter	螺栓孔直径L Bolt hole diameter L	螺栓孔数量n Bolt hole number n	螺栓Th Bolt Th	C
10	100	70	14	4	M12	20
15	105	75	14	4	M12	20
20	130	90	18	4	M16	22
25	140	100	18	4	M16	24
32	155	110	22	4	M20	24
40	170	125	22	4	M20	26
50	180	135	22	4	M20	26
65	205	160	22	8	M20	26
80	215	170	22	8	M20	28
100	250	200	26	8	M24	30
125	295	240	30	8	M27	34
150	345	280	33	8	M30	36
200	415	345	36	12	M33	42
250	470	400	36	12	M33	46
300	530	460	36	16	M33	52
350	600	525	39	16	M36X3	56
400	670	585	42	16	M39X3	60

PN100 钢制管法兰盖

(mm)

公称尺寸 Diameter	连接尺寸 Diameter of contact face					法兰厚度 Thickness
DN	法兰外径D Outside Diameter	中心圆直径K Central bolt diameter	螺栓孔直径L Bolt hole diameter L	螺栓孔数量n Bolt hole number n	螺栓Th Bolt Th	C
10	100	70	14	4	M12	20
15	105	75	14	4	M12	20
20	130	90	18	4	M16	22
25	140	100	18	4	M16	24
32	155	110	22	4	M20	24
40	170	125	22	4	M20	26
50	195	145	26	4	M24	28
65	220	170	26	8	M24	30

钢制管法兰盖HG/T20601-2009(BL)

STEEL PIPE FLANGE COVER

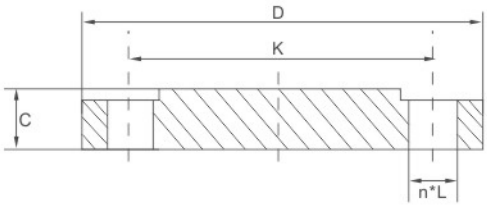

PN100钢制管法兰盖

(mm)

公称尺寸 Diameter	连接尺寸 Diameter of contact face					法兰厚度 Thickness
DN	法兰外径D Outside Diameter	中心圆直径K Central bolt diameter	螺栓孔直径L Bolt hole diameter L	螺栓孔数量n Bolt hole number n	螺栓Th Bolt Th	C
80	230	180	26	8	M24	32
100	265	210	30	8	M27	36
125	315	250	33	8	M30	40
150	355	290	33	12	M30	44
200	430	360	36	12	M33	52
250	505	430	39	12	M36X3	60
300	585	500	42	16	M39X3	68
350	655	560	48	16	M45X3	74
400	715	620	48	16	M45X3	82

PN160 钢制管法兰盖

(mm)

公称尺寸 Diameter	连接尺寸 Diameter of contact face					法兰厚度 Thickness
DN	法兰外径D Outside Diameter	中心圆直径K Central bolt diameter	螺栓孔直径L Bolt hole diameter L	螺栓孔数量n Bolt hole number n	螺栓Th Bolt Th	C
10	100	70	14	4	M12	24
15	105	75	14	4	M12	26
20	130	90	18	4	M16	30
25	140	100	18	4	M16	32
32	155	110	22	4	M20	34
40	170	125	22	4	M30	36
50	195	145	26	4	M24	38
65	220	170	26	8	M24	42
80	230	180	26	8	M24	46
100	265	210	30	8	M27	52
125	315	250	33	8	M30	56
150	355	290	33	12	M30	62
200	430	360	36	12	M33	66
250	515	430	42	12	M39X3	76
300	585	500	42	16	M39X3	88

中国·鼎升法兰